

DON BOSCO COLLEGE KOHIMA



GENDER AUDIT REPORT 2018-2023

**Prepared by
Internal Quality Assurance Cell (IQAC)
&
Women Cell
Don Bosco College Kohima**

Introduction

The Gender Audit aims to study whether the college follows all the University rules, policies in this regard as it forms a constituent part of the UGC norms. This Gender Audit tries to check the impact of its current & proposed policies on gender equality. The Audit is a tool for analyzing and evaluating policies and programs of the college and assesses how the institution integrates the perspective in all the activities of the institution.

Gender based Facilities

For catering to all needs/ necessities of women, an active Women Cell is functioning in the college. It stands as the backbone for all women related concerns in the college. The cell is coordinated by dedicated faculty and assisted by student representatives.

Physical facilities: Two Girls Common Rooms, one in each building for girls to rest and meet their personal needs are also available. Both have facility for vending sanitary napkins, tables, chairs and reclining chairs. An additional sanitary vending machine and incinerator for the same is also installed in the girls' common toilet area. For ensuring safety and security of every student, CCTV cameras are installed in every corner of the campus.

Other support systems: To make sure that the students are enjoying the right to express and share their grievances, the college has Anti-Ragging Committee and Mentoring Committee. In these committees, issues like personal home problems, academic problems, eve teasing, physical, verbal and sexual abuse, and issues on personal development are discussed and solved. Whether it is for sitting in the classroom, nominated for awards, partaking for co-curricular activities or vying for leadership roles, all boys and girls in the college are provided with the same opportunity and freedom. Academic and Administrative staff also enjoy same employment privileges and opportunities in DBCK campus

Activities conducted on Gender issues

Date	Name of activities
1. December 6, 2018 (DBCK Campus)	International day for the elimination of violence against women.
	Flash Mob
2. January 22, 2019 (DBCK Campus)	Awareness program on mental health.
3. March 4, 2020 (Kohima town)	Flash mob in commemoration of International Women's day.
4. September 26,2020 (via zoom, by FPA India)	National webinar on legal awareness on "Domestic violence against women"
5. October 19,2020- DBCK Campus	Orientation program on Menstrual Hygiene Management.
6. November 25, 2020 (online competition)	Literary and Art competition
7. September 4, 2021 (DBCK Kohima)	Orientation program on Menstrual Hygiene
8. January 24, 2022 (DBCK)	National Girl child day

9. July 12, 2022 (DBCK)	Orientation program on “Menstrual Health and Hygiene”
10. January 24, 2023 (DBCK Campus)	Celebration of National Girl Child Day
11. March 8, 2023 (The Heritage, Kohima)	International Women’s day
12. July 18, 2023 (DBCK Campus)	Orientation program for female students
13. October 5, 2023 (Capital convention centre, Kohima)	Substance abuse in Nagaland and its impact on women.

Data Analysis on enrolment and recruitment

Table 1: Gender wise details of total students from 2018 to 2019

Year	Total no. of Students	Total no. of Boys	Total no. of Girls
2018-2019	165	67	98

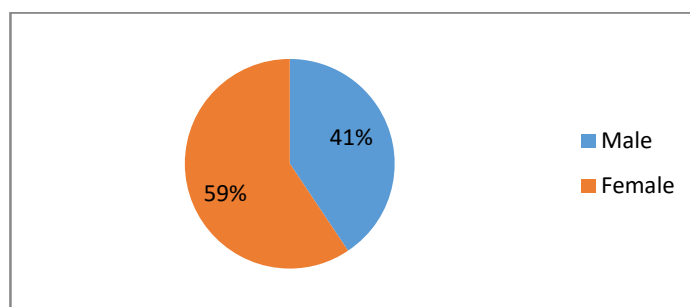


Fig. 1 Percentage of boys and girls from 2018-2019

Table 1 shows the gender wise detail of the students enrolled in the year 2018-2019. Out of the total number of students, 67 students are boys and 98 students are girls. The figure above shows the percentage of Girls to boys, where 59% are girls and 41% are boys. All students are BA students which comprises of five different departments i.e. English, History, Political Science and Sociology.

Table 2: Gender wise details of total students from 2019 to 2020

Year	Total no. of students	Total no. of boys	Total no. of girls
2019-2020	176	64	112

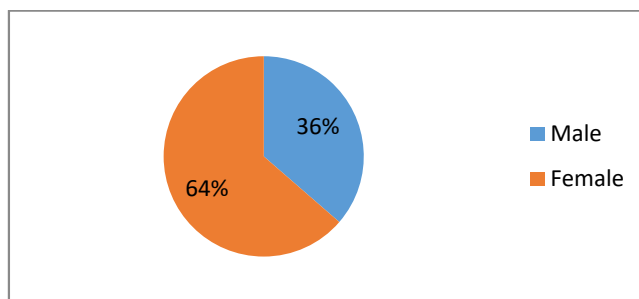


Fig 2 Percentage of boys and girls from 2019-2020

Table 2 shows the gender wise detail of the students enrolled in the year 2019-2020. Out of the total number of students, 64 students are boys and 112 students are girls. The figure above shows the percentage of Girls to boys, where 64% are girls and 36% are boys. All students are BA students which comprises of five different departments i.e. English, History, Political Science and Sociology.

Table 3: Gender wise details of total students from 2020 to 2021

Year	Total no. of students	Total no. of boys	Total no. of girls
2020-2021	179	60	119

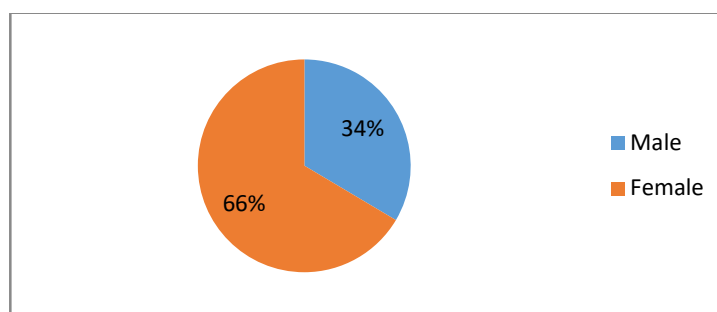


Fig. 3 Percentage of boys and girls from 2020-2021

Table 3 shows the gender wise detail of the students enrolled in the year 2020-2021. Out of the total number of students, 60 students are boys and 119 students are girls. The figure above shows the percentage of Girls to boys, where 66% are girls and 34% are boys. All students are BA students which comprises of five different departments i.e. English, History, Political Science and Sociology.

Table 4: Gender wise details of total students from 2021 to 2022

Year	Total no. of students	Total no. of boys	Total no. of girls
------	-----------------------	-------------------	--------------------

2021-2022	275	117	158
-----------	-----	-----	-----

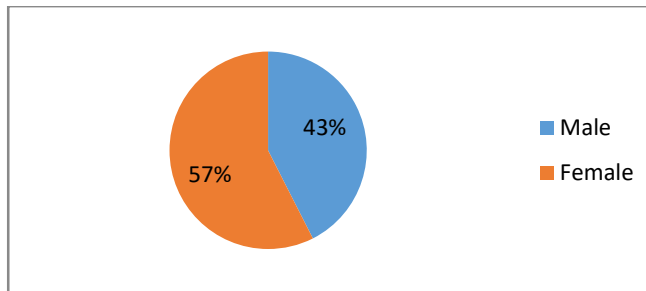


Fig. 4 Percentage of boys and girls from 2021-2022

Table 4 shows the gender wise detail of the students enrolled in the year 2021-2022. Out of the total number of students, 117 students are boys and 158 students are girls. The figure above shows the percentage of Girls to boys, where 57% are girls and 43% are boys. Out of the 275 students, 267 students are BA students which comprise of six different departments i.e. English, Education, History, Political Science and Sociology. In this academic year, Psychology Department has been introduced along with B.Com where 8 students were enrolled.

Table 5: Gender wise details of total students from 2022 to 2023

Year	Total no. of students	Total no. of boys	Total no. of girls
2022-2023	358	154	204

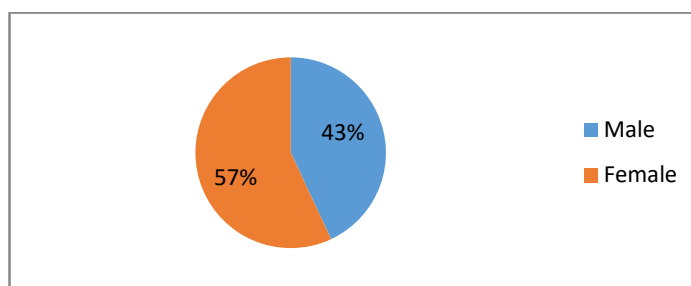


Fig. 5 Percentage of boys and girls from 2022-2023

Table 5 shows the gender wise detail of the students enrolled in the year 2022-2023. Out of the total number of students, 154 students are boys and 204 students are girls. The figure above shows the percentage of Girls to boys, where 57% are girls and 43% are boys. In this academic year, Science Department has been introduced in the College. Out of 358 students, 330 students are BA students, which comprise of six different departments i.e. Psychology, English, Education, History, Political Science and Sociology, 11 students from B.Com and 17 students from Science Department.

Table 6: Gender wise details of current teaching/academic staff

Total no. of teaching staffs	Male	Female
51	15	26

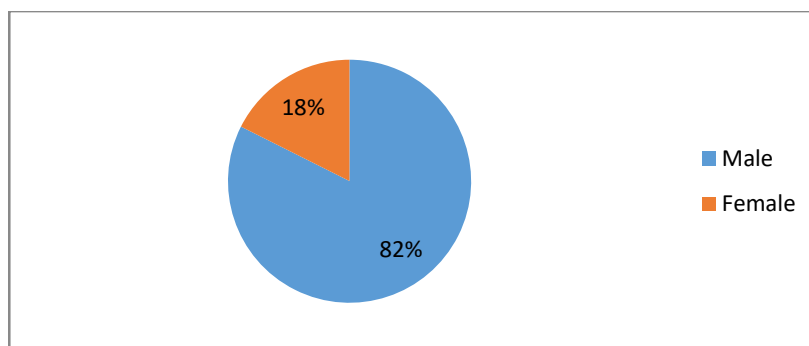
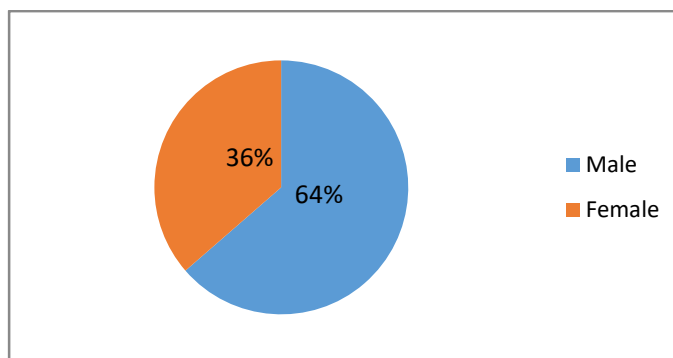


Fig. 4 Percentage of male and female teaching staff

Table 6 shows the gender wise detail of the current teaching staffs. Out of the total number of teaching faculties, 15 are male and 26 are female. The figure above shows the percentage of male to female, where 82% are females and 18% are males.

Table 7: Gender wise details of current non-teaching/ administration staff

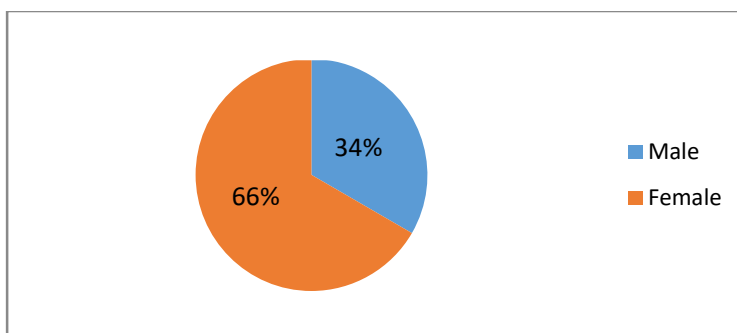
Total no. of administration staffs	Male	Female
11	7	4



The above table shows the gender wise detail of the current non-teaching administration staffs. Out of the total number of staffs, 7 are males and 4 are females.

Table 7: Gender wise details of current non-administration staff

Total no. of staffs	Male	Female
6	2	4



The above table shows the gender wise detail of the current non-administration staffs. Out of the total number of staffs, 2 are males and 4 are females.

The enrolment of female students is shown more in every year from 2018 till date in all the programmes offered in the college. The strength of faculty among academic or teaching staff also shows more number of female as compared to male every year. Applications for teaching post in all the departments have more female candidates as compared to male. For the non teaching/administrative staff, the strength of male is higher than females at the current year record.

Conclusion

Don Bosco College Kohima believes upholding gender equity and prioritizes in providing equitable treatment, facilities, opportunities, resources and reward to all, irrespective of caste, class and gender. To ensure such fairness and equity, the college tries to adopt possible means and measures for the delivery of the same. The college has initiated a gender audit to study and compare the enrollment ratio, performance, facilities given, progression to higher studies/placement, etc. of both male and female students. The facilities available for women faculty are also regularly audited. Various programmes and activities are organised for sensitizing female staff and girl students on all important women related matters and on the benefits of health and hygiene.