

ANALYSIS OF SELF APPRAISAL REPORT (Academic staff)

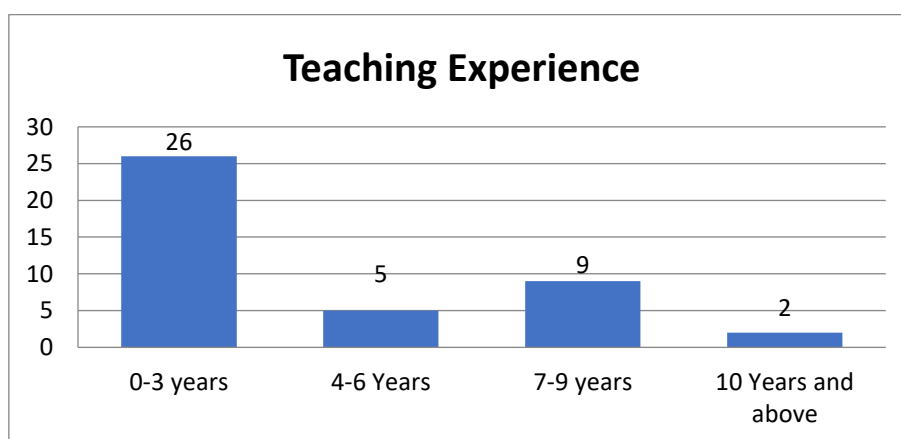
Academic Year 2022-2023

Based on the APAR received, the IQAC has prepared the following analysis on the major areas of evaluation.

1. Percentage of teachers with less than 10 years' experience and more than 10 year experience

During the academic year 2022-2023, there is 42 academic staff. Out of the total, 2 staff have teaching experience of more than 10 years, 9 staff have experience of 7-9 years, 5 staff have 4-6 years of experience and 26 staff between 0-3 years. The analysis shows that out of the total 65 % of teachers have teaching experience between 0 to three years, 12.5% between four to six years, 22.5% between seven to nine years and only 5 % are with ten and above year of experience.

Years of experience	Number of teachers
0-3 years	26
4-6 Years	5
7-9 years	9
10 Years and above	2
Total	42 teachers

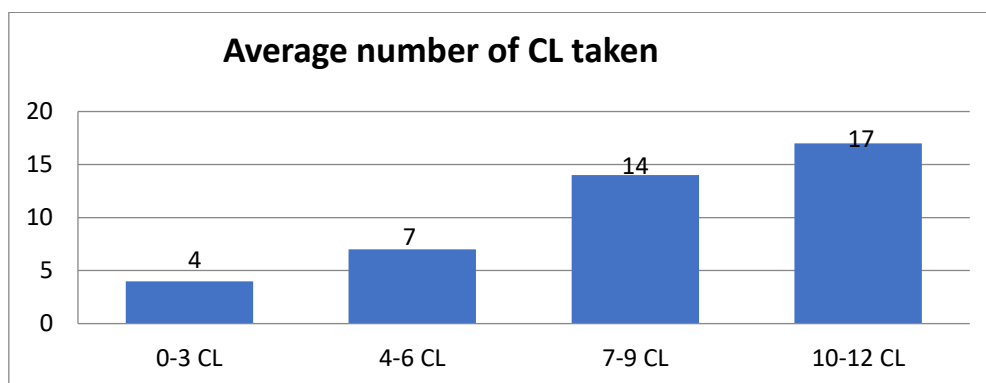


2. Average number of casual leave taken by the teachers during the year

Casual leave per year is 12 days. Out of the total, 4 staff have availed CL less than 3 days, 7 staff have availed between 4-6 days, 14 staff availed 7-9 days and 17 staff have availed more than 10 days. The analysis shows that out of the total, 10 % of staff have availed CL less than three days, 17.5% of staff

have availed between four to six days, 35% of staff availed have seven to nine days and 42.5 % of staff have availed more than ten days.

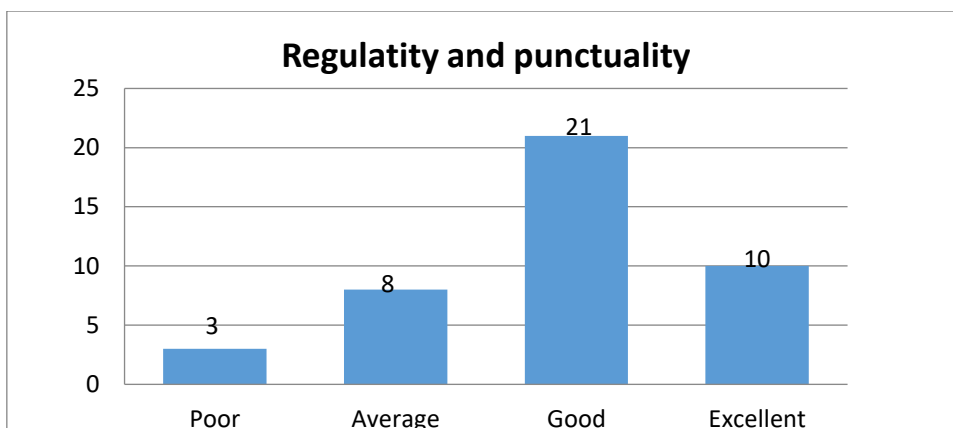
Casual Leaves	Average number of CL taken
0-3 CL	4
4-6 CL	7
7-9 CL	14
10-12 CL	17



3. Assessment of the regularity/punctuality of the teachers: Good/Very good/Excellent

The college follows bio metric facility for the staff attendance. Based on the bio metric attendance record the following analysis has been made on four point scale. Out of 42 staff, ten staff are rated as excellent in regularity and punctuality. 21 Staff as good, 8 staff on average and 3 with poor.

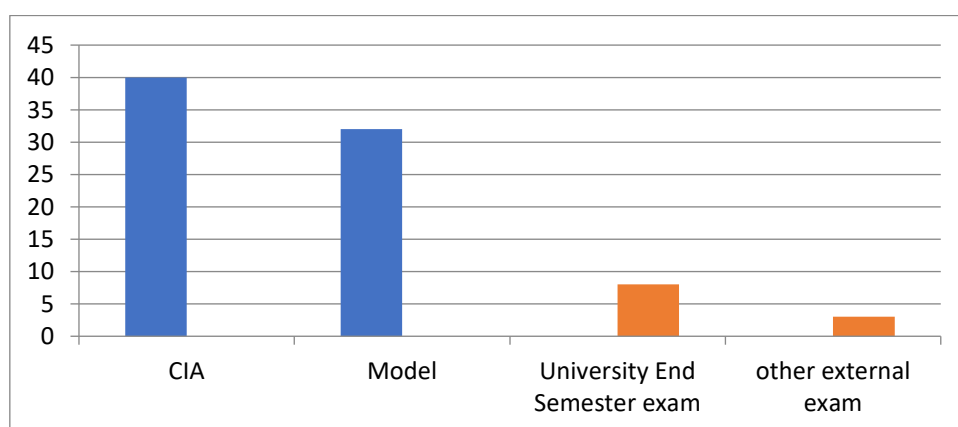
Regularity and punctuality	
Items	Counts
Poor	3
Average	8
Good	21
Excellent	10



4. Percentage of teachers involved in Question Paper setting within and outside of the institution

Involvement of staff in assessment and evaluation is 100%. All faculties are engaged in constant assessment of student's performances conducted internally in the college as well as University external examinations. Out of 42, 40 staff assessed CIA Exams, 32 staff in model exams, 8 staff participated in University End semester exams and 3 participated as external evaluators of other institutions and universities. The analysis of the findings is expressed as below.

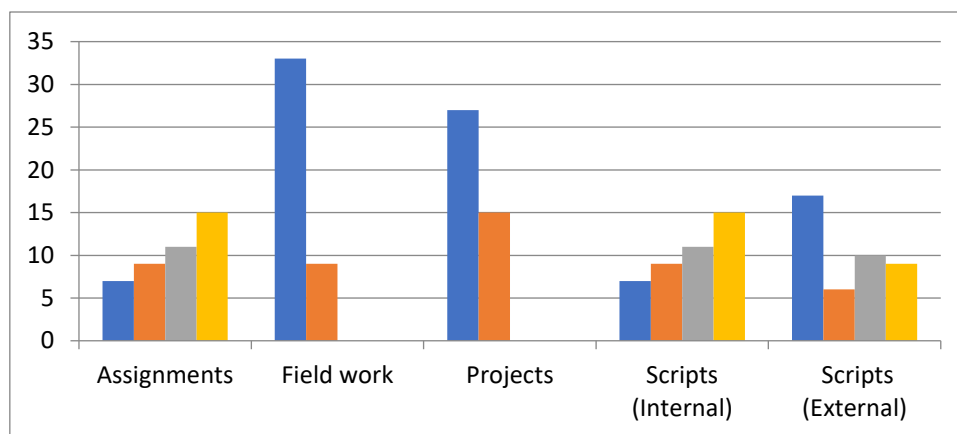
Mode of Exams	Internal exams	External Exams
CIA	40	0
Model	32	0
University End Semester exam	0	8
other external exam	0	3



5. Average number of assignments/projects/field work /scripts evaluated by a teacher and the brief methodologies adopted for assessment.

The college follows various means and modes of assessment of student’s performances frequently. All faculties are involved in constant assessment of the modes such as assignments, field works, and projects. The analysis of the APAR shows that the highest number of assessed student’s individual work/documents/files is 412 per teacher. During the year 7 staff has assessed assignments and scripts between 0-100. While 33 staff have assessed fieldwork of the students between 101-200. 27 staff have successfully assessed projects between 0-100. 15 staff have assessed assignments and scripts above 301.

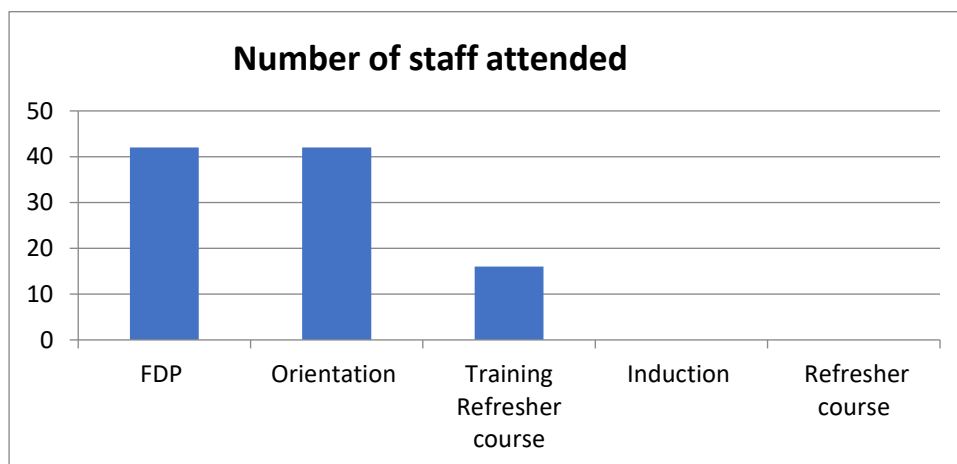
Items	Assignments	Field work	Projects	Scripts (Internal)	Scripts (External)
0-100	7	33	27	7	17
101-200	9	9	15	9	6
201-300	11	0	0	11	10
301and above	15	0	0	15	9



6. Number and percentage of teachers who attended refresher course/induction programme/FDPs during the year

All the faculty of the college has attended and participated in Faculty Development Programme and orientation programmes organized by the college as well as hosted by other institutions. Out of 42, 16 staff has successfully attended training and refresher courses during the year. All programmes refer to it are in inclusion of both offline and online modes.

Programmes	Number of staff attended
FDP	42
Orientation	42
Training/ Refresher course	16
Induction	0
Refresher course	0



7. Number and percentage of teachers participated in Research and publications

During the year, 18 out of 42 staff have successfully attended seminars, 9 presented paper in national and international seminars and conferences. 12 staff has participated in publications of journals and articles. While 6 staff have brought publications in the form of books.

Research areas	Number of teachers
Seminars attended	18
Presented Papers	9
Journal published	12
Books	6

