

2019-20

## DON BOSCO COLLEGE, KOHIMA

### Student Feedback on Curriculum

Class : IIIBA SOCIOLOGY HONOURS

Department : SOCIOLOGY

#### Overall Performance

( E - Excellent, G - Good, A - Average, F - Fair, P - Poor )

S.No	Variables	Feedback Given	E	G	A	F	P	Total
1	Rate the overall online initiative taken by the college in this odd semester.	20/21	0 0.00%	0 0.00%	0 0.00%	0 0.00%	0 0.00%	0 (0.00%)
2	Rate the overall online initiative taken by the college in this odd semester.	20/21	1 5.00%	9 45.00%	8 40.00%	2 10.00%	0 0.00%	20 (69.00%)
3	Rate the practical knowledge gained from the current syllabus.	20/21	0 0.00%	8 40.00%	9 45.00%	1 5.00%	2 10.00%	20 (63.00%)
4	Availability of syllabus based material online.	20/21	0 0.00%	6 30.00%	12 60.00%	0 0.00%	2 10.00%	20 (62.00%)
5	Rate the overall syllabus completion on time.	20/21	3 15.00%	5 25.00%	8 40.00%	4 20.00%	0 0.00%	20 (67.00%)
6	How much intellectual challenging and thought-provoking was the course	20/21	0 0.00%	6 30.00%	12 60.00%	1 5.00%	1 5.00%	20 (63.00%)
7	Rate the teaching/learning experience online.	20/21	0 0.00%	8 40.00%	10 50.00%	0 0.00%	2 10.00%	20 (64.00%)
8	Rate the style of presentation and explanation of the faculties.	20/21	1 5.00%	7 35.00%	10 50.00%	2 10.00%	0 0.00%	20 (67.00%)
9	Rate the quality of teaching in the institution.	20/21	3 15.00%	8 40.00%	7 35.00%	2 10.00%	0 0.00%	20 (72.00%)
10	Rate the transparent evaluation system in the college	20/21	0 0.00%	7 35.00%	12 60.00%	1 5.00%	0 0.00%	20 (66.00%)
11	Rate the BEEA activities, cells activities.	20/21	3 15.00%	11 55.00%	6 30.00%	0 0.00%	0 0.00%	20 (77.00%)
<b>Overall %</b>			<b>5.50%</b>	<b>37.50%</b>	<b>47.00%</b>	<b>6.50%</b>	<b>3.50%</b>	<b>67.00%</b>

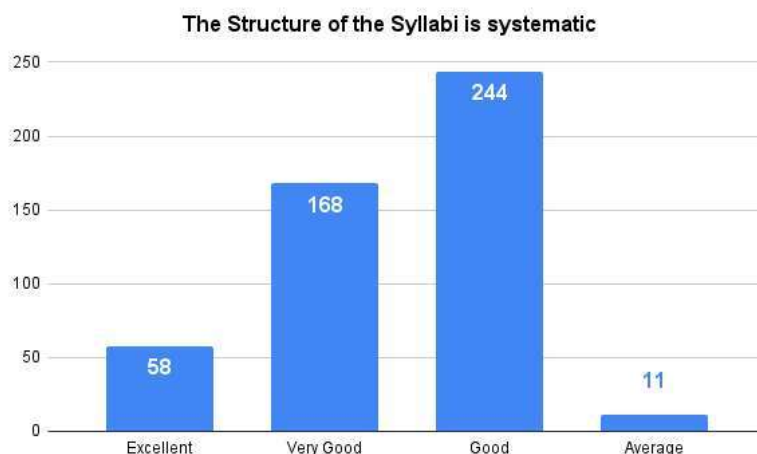
Staff Signature

Principal

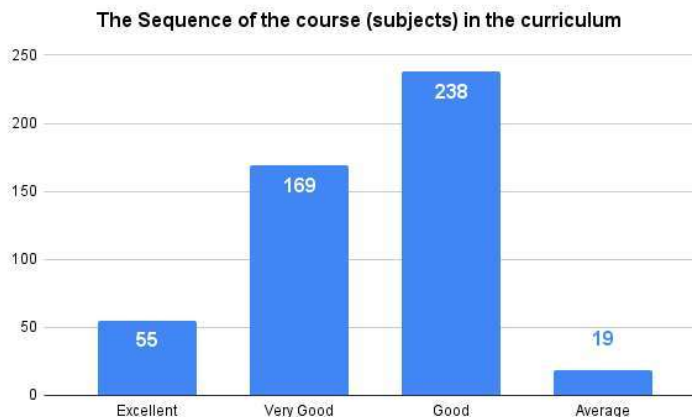
Secretary

Curriculum Feedback by Students						
Q. No.	Curriculum Evaluation Points	Response				
		Excellent	Very Good	Good	Average	Poor
1	The Structure of the Syllabi is systematic	58	168	244	11	0
2	The Sequence of the course (subjects) in the curriculum	55	169	238	19	0
3	Clarity of the course objectives	50	177	224	30	0
4	Size of the syllabus in terms of the load on the students	58	169	223	30	0
5	Syllabus covered in the class	87	172	183	35	4
6	Depth of the curriculum	40	161	243	35	2
7	Availability of study materials in the library	85	141	193	56	6
8	Level of course fulfilling your learning needs	57	184	207	31	2
9	Effect of internal assessment on the course	50	158	231	39	3
10	Relevance of the course for providing employability	38	171	230	38	4

The Feedback collected is compiled and put into graph to analyze each points.



Out of 481 students, 244 students responded that the structure of the syllabi is systematic, whereas 11 students responded that the structure of the syllabi is average.



Report on Curriculum Feedback- BA 4th Semester, English Department Report

submitted by: Dr. Toshimenla

The department of English offers two papers to the BA 4th semester course each academic year as prescribed by Nagaland University in its BA syllabus. A total of 33 students are currently enrolled for BA 4th semester English (Honors) programme. English department students take up five (05) papers for the current semester. At the end of the semester, feedback on the curriculum was obtained from all students who completed the aforementioned papers. The responses were obtained via Google Forms. Following are the highlight of the questions and responses:

Chart No.1

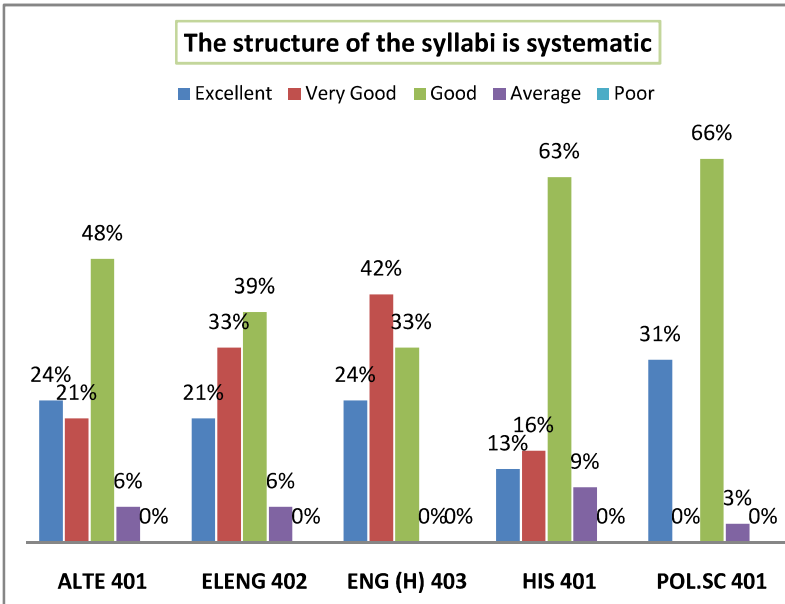


Chart No.2

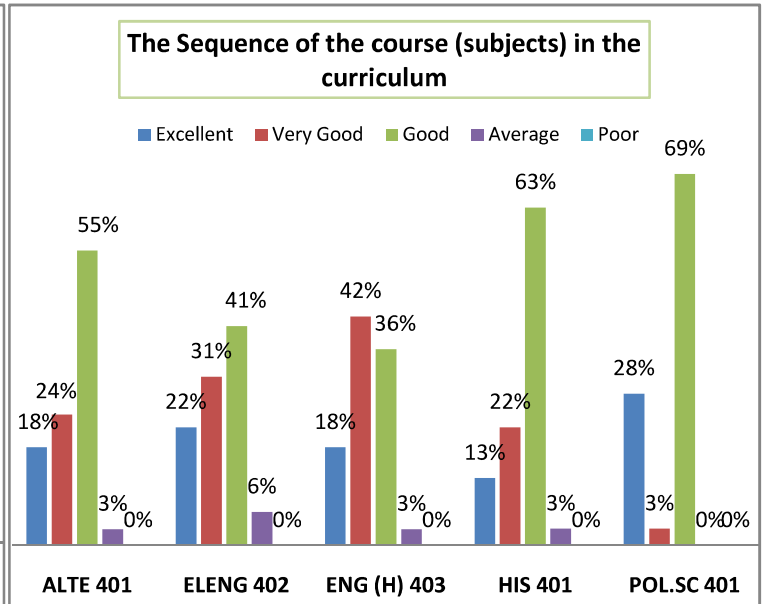


Chart No.3

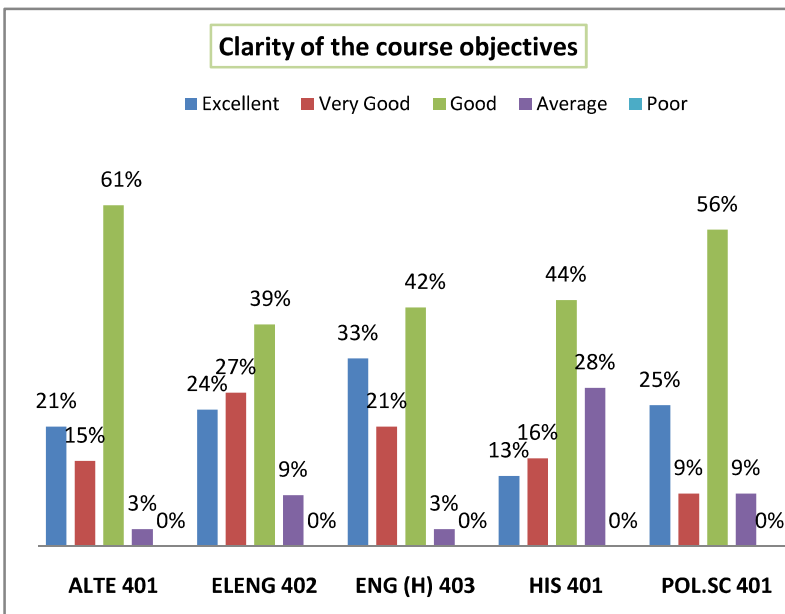
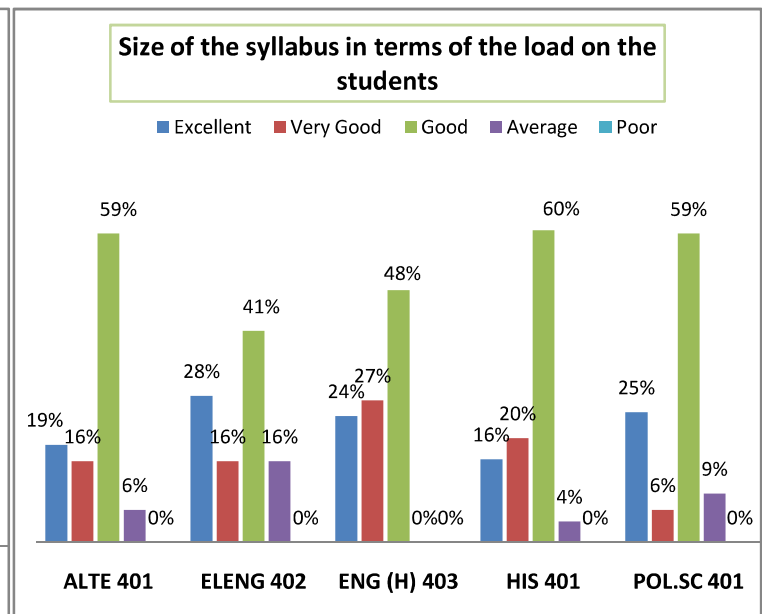
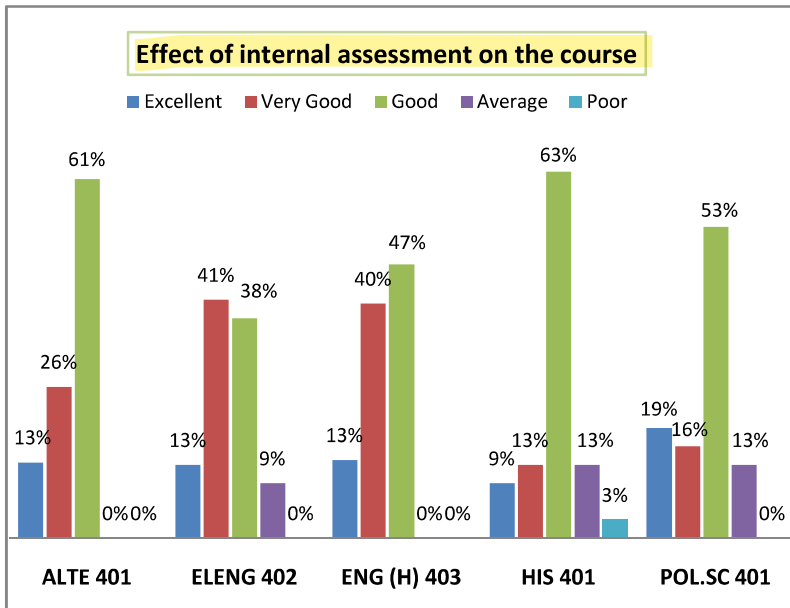


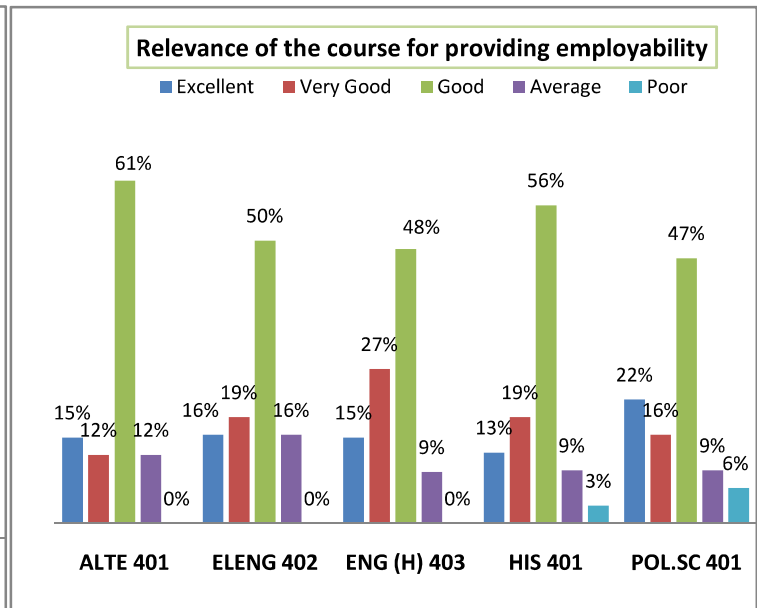
Chart No.4



**Chart No.9**

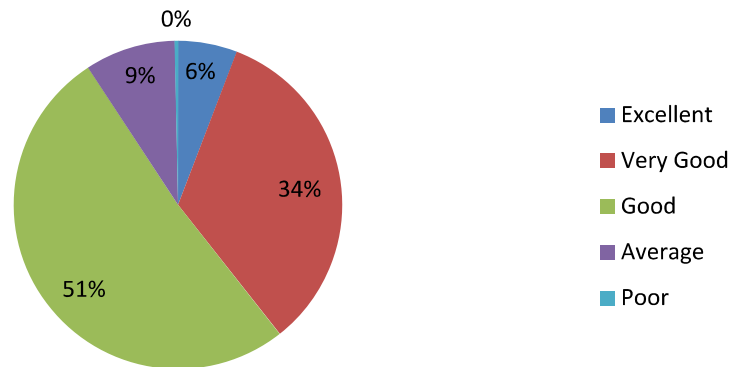


**Chart No.10**



As projected in the charts, it can be generally concluded that more emphasis need to be given in providing adequate books in the college library(chart No.7) , For relevancy of the course for providing employability (Chart No.10), although most students have indicated optimism, the college can further work in integrating add-on courses or short term courses/trainings that would boost the prescribed curriculum. No additional comments were received from the students on the curriculum feedback.

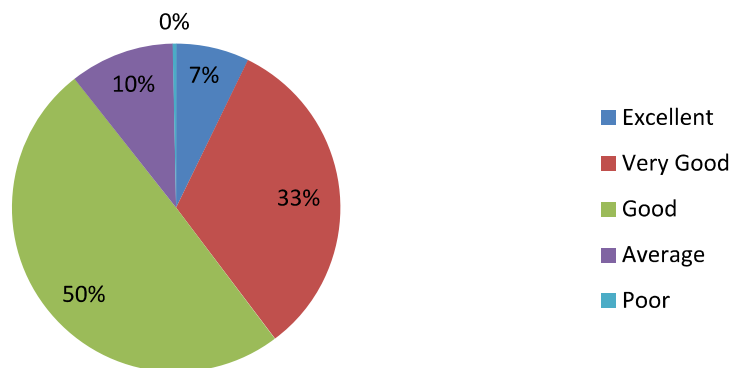
### Effect of internal assessment on the course



#### Data interpretation

Regarding the **effect of internal assessment on the course**, 6% of the responses felt that it was Excellent, 34% and 51 % strongly felt that it was Very Good and Good whereas 9% felt that it was Average.

### Relevance of the course for providing employability



#### Data interpretation

Regarding the Relevance of the course for providing employability, 7% of the responses were of opinion that it was Excellent, 33% and 50% strongly felt that it was Very Good and Good whereas 10% felt that it was Average.